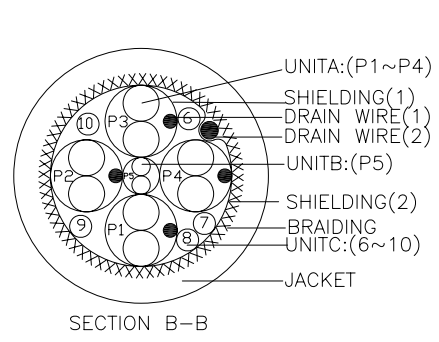
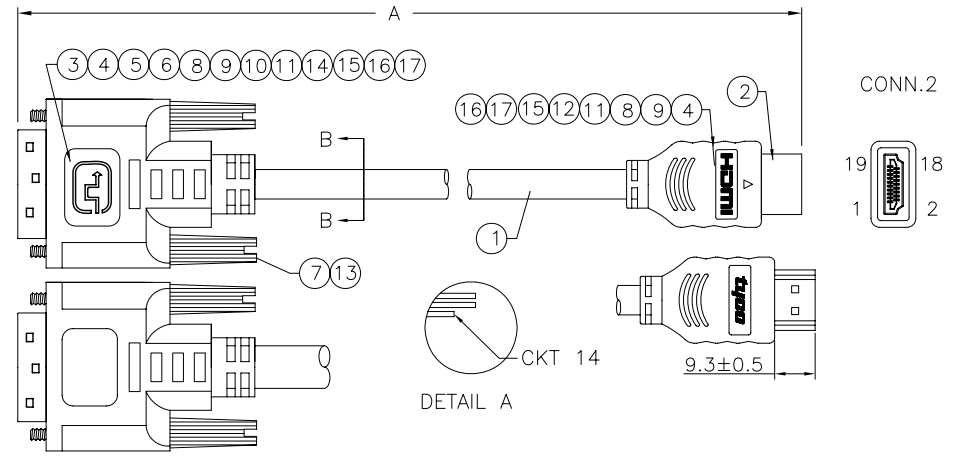
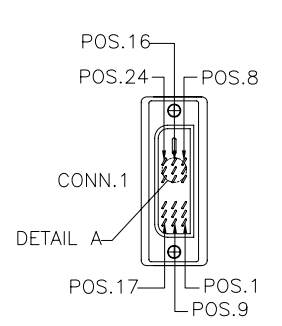


DWG. NO. C-1770020

THIS DRAWING IS UNPUBLISHED. RELEASED FOR PUBLICATION.  
 © COPYRIGHT BY TYCO ELECTRONICS. ALL RIGHT RESERVED.



UNIT A:  
 P1: WHITE-GREEN  
 P2: WHITE-GREEN  
 P3: WHITE-GREEN  
 P4: WHITE-GREEN  
 UNIT B:  
 P5: YELLOW-ORANGE  
 UNIT C:  
 6. RED  
 7. VIOLET  
 8. WHITE  
 9. GREEN  
 10. BLUE



CONNECTION TABLE				
CABLE		HDMI	DVI	
CONSTRUCTION	UNIT	WIRE COLOR	PIN	PIN
STP (BROWN)	A	GREEN	1	2
		DRAIN WIRE	2	3
		WHITE	3	1
STP (RED)	A	GREEN	4	10
		DRAIN WIRE	5	11
		WHITE	6	9
STP (GREEN)	A	GREEN	7	18
		DRAIN WIRE	8	19
		WHITE	9	17
STP (BLUE)	A	GREEN	10	23
		DRAIN WIRE	11	22
		WHITE	12	24
-	-		13	NC
-	-		14	NC
SINGLE WIRE	C	WHITE	15	6
SINGLE WIRE	C	GREEN	16	7
TWIST PAIR	B	YELLOW	17	15
		ORANGE	18	14
SINGLE WIRE	C	BLUE	19	16
-	-		NC	8
SHIELD BRAID			SHELL	SHELL

1770020-7	1500±20
1770020-6	1000±20
1770020-5	750±10
1770020-4	500±10
1770020-3	250±10
1770020-2	3000±30
1770020-1	2000±20
P/N	LENGTH(A)

A/R	MR	HEAT SHRINK TUBING, ID=1.5MM, BLUE	17
A/R	MR	HEAT SHRINK TUBING, ID=1.5MM, BROWN	16
A/R	MR	HEAT SHRINK TUBING, ID=1.5MM, GREEN	15
A/R	MR	UL TAPE, W=9MM	14
A/R	KG	PVC, BLACK, 95±3 SHORE A	13
1	PC	SHELL, FOR HDMI	12
A/R	MR	HEAT SHRINK TUBING, ID=1.5MM, RED	11
A/R	MR	ACETATE TAPE, COLOR: BLACK, T:0.22MM, W:10MM, L:50MM	10
A/R	MR	HEAT SHRINK TUBING, ID: 2.5MM, BLACK.	9
A/R	MR	HEAT SHRINK TUBING, ID: 0.7MM, BLACK.	8
2	PC	SCREW, DVI #4-40 L=45MM	7
1	PC	METAL CAN FOR DVI CONN.	6
1	PC	DVI-D DIGITAL, 18PIN+1PIN, GOLD FLASH	5
A/R	KG	PVC, 40P, COLOR: BLACK	4
A/R	MR	HEAT SHRINK TUBING, ID: 1.0MM, BLACK.	3
1	PC	HDMI 19PIN PLUG	2
A/R	MR	CABLE, UL20276 (1P*30AWG+DRAIN+AL/MYLAR)*4+30AWG*1P+28AWG*5C+AL/MYLAR+BRAID, COLOR: BLACK	1
Q'TY	U/M	DESCRIPTION	ITEM NO.

LOC HY  
DIST

E	ECR-05-011003	23.AUG.05'	MT	JP
LTR	REVISION RECORD	DATE	DWN	APVE

THIS DRAWING IS A CONTROLLING DOCUMENT FROM TYCO ELECTRONICS IT IS SUBJECT TO CHANGE AND THE CONTROLLING ENGINEERING ORGANIZATION SHOULD BE CONTACTED FOR THE LATEST REVISION

DIMENSIONS: MM

TOLERANCES UNLESS OTHERWISE SPECIFIED:  
 0 PLC ±  
 1 PLC ±  
 2 PLC ±  
 3 PLC ±

ANGLES ± SURFACE TEXTURE

SIZE A3	SCALE -	SHEET 1 OF 1	REV E
DWN M.TSAI	ENG. J.PI	CHK J.PI	CHK
APVD J.CHEN			

**tyco Electronics** TYCO ELECTRONICS CABLE SYSTEMS ASIA PACIFIC

NAME: CABLE ASSY, DVI-HDMI

DRAWING NO. C-1770020

CUSTOMER DRAWING

4

3

2

1